

# SMSU Public Relations Program Data

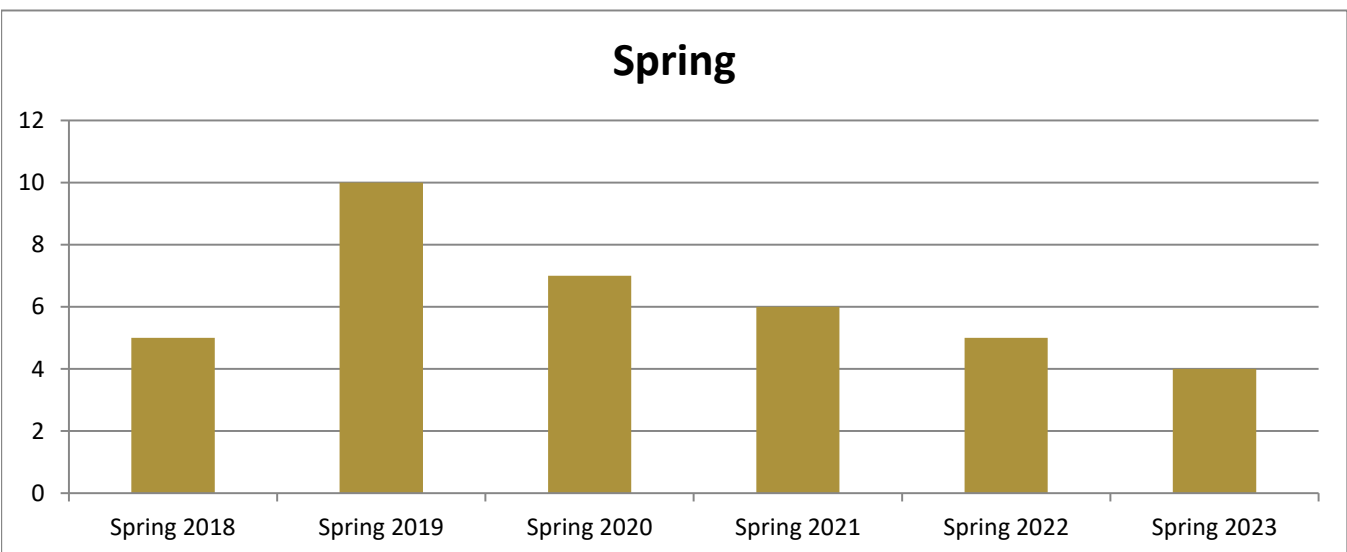
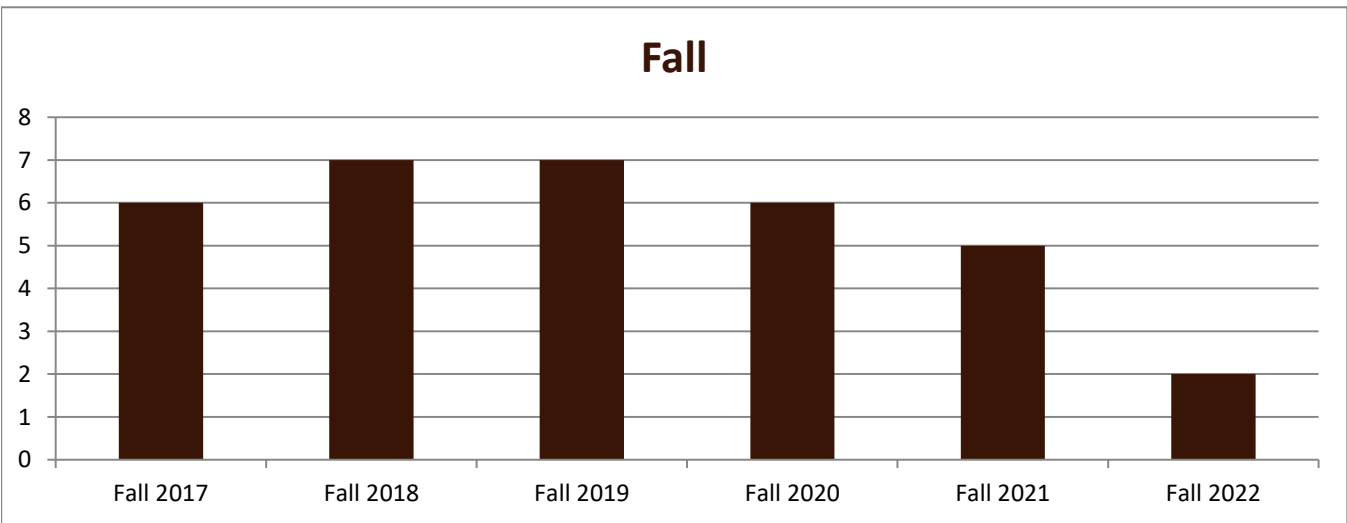
## Enrolled Minors

Academic Years 2017-18 to 2022-23

Using Fall Semester Data (Fall 2017 to Fall 2022) for Term Specific measures



Enrolled by AY & Term	2018	2019	2020	2021	2022	2023
Fall	6	7	7	6	5	2
Spring	5	10	7	6	5	4
Summer	1	2	2	1	2	1
<b>Grand Total</b>	<b>12</b>	<b>19</b>	<b>16</b>	<b>13</b>	<b>12</b>	<b>7</b>



# SMSU Public Relations Program Data

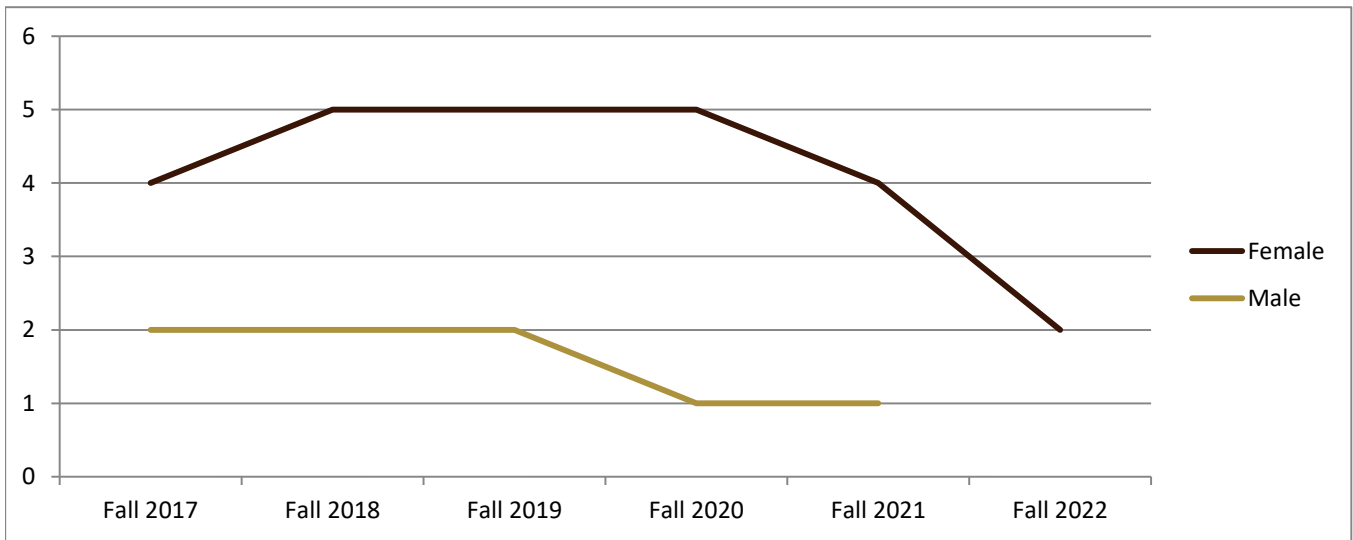
## Enrolled Minors

Academic Years 2017-18 to 2022-23

Using Fall Semester Data (Fall 2017 to Fall 2022) for Term Specific measures



By Gender	Fall 2017	Fall 2018	Fall 2019	Fall 2020	Fall 2021	Fall 2022
Female	4	5	5	5	4	2
Male	2	2	2	1	1	
<b>Grand Total</b>	<b>6</b>	<b>7</b>	<b>7</b>	<b>6</b>	<b>5</b>	<b>2</b>



# SMSU Public Relations Program Data

## Enrolled Minors

Academic Years 2017-18 to 2022-23

Using Fall Semester Data (Fall 2017 to Fall 2022) for Term Specific measures



By Class Level	Fall 2017	Fall 2018	Fall 2019	Fall 2020	Fall 2021	Fall 2022
1 - Freshmen		3	1			
2 - Sophomore	2		3	1		
3 - Junior	3	2	2	2		1
4 - Senior	1	2	1	3	5	1
<b>Grand Total</b>	<b>6</b>	<b>7</b>	<b>7</b>	<b>6</b>	<b>5</b>	<b>2</b>

